



# Total Steel

total quality total service **Total Steel**

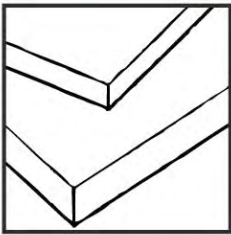


*The future and independence of  
**Total Steel of Australia** depends  
on continuing to provide our  
customers with superior service.*

## Total Steel Offers


- A complete range of cost saving services
- Fast, friendly and efficient service from our dedicated sales team
- Obligation free quotations and expert advice from staff who understand your business
- Quickie cutting of plates for clients wishing to process further
- Plate bevelling for weld preps
- Pipe threading
- Pressing and rolling of plate
- Guillotine cut plate and sheet
- Punching
- Bevelled Edges
- Saw cutting of pipe, rhs and other sections
- Breakdown service when you need fast replacements
- Delivery of order when you want them – on time!

## Products



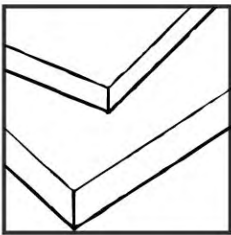
### Wear Plate

Everhard 400, 450, 500  
Everhard Super – EHSP,  
Hiten 780  
Cut to size



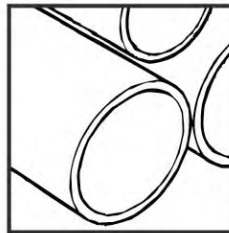
### Sections

Flat bar, angle, round  
& square bar, channel  
and beams.  
Full range of sizes.



### Plate

Grades 250 and 350  
5mm to 200mm thick  
Cut to size



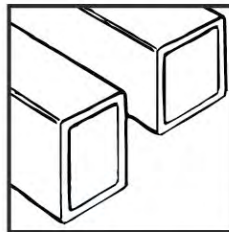
### Pipe

Galvanised and black  
Sizes 15mm NB to 150mm NB




### Floor Plate

Full range of sizes  
Cut to size



### RHS

Black, painted and galvanised  
Full range of sizes



### Sheet

Hot rolled, cold rolled  
and coated  
Full range of sizes



### Walkway Mesh - Grating

Handrail Stanchions  
Perforated sheets  
Galv wire mesh  
Black reinforcing



# total quality total service **Total Steel**



## ***Oxy Cutting***

- A Kinetic six head multi torch oxy fuel cutting machine.
- Maximum cutting envelope 3.4mtr wide x 27mtr long.
- Capacity to hold 3 plates 3000 x 9000 at one time.
- Stocking & cutting mild steel plate up to 200mm thickness & quench & tempered plates up to 150mm thickness.



## ***Plasma Cutting***

- A powerful & reliable high definition HPR400-XD plasma unit.
- The Kinetic fully rotational 360 degree bevel head cutting system perfect for all your prep welds, chamfers, general engineering & fabrication purposes cutting up to 32mm thick material.
- Maximum cutting envelope 3.4mtr wide x 30mtr long.
- Full CNC controlled machine with greater tolerance & better cut quality.


## ***Knife Bevel***



## ***K-Bevel***



## ***Bevel plus Landing***





### *Pipe Threading*

- We can thread commercial pipe from 15nb - 100nb to BSP thread standards.
- Not only standard lengths we will cut pipe & thread to any length you require.



### *Saw Cutting*

- 480mm x 480mm square cutting.
- 292mm x 352mm 45 degree mitre cutting.
- So whether your cutting RHS, pipe or sections Total Steel can cut to any of your specific requirements.





At **Total Steel of Australia** we service our clients with a network of dedicated sales and supply teams in Melbourne, Perth, Sydney, Brisbane & Darwin.

First established in Australia in 1976 Total Steel has grown to become one of Australia's most innovative and reliable steel centres.

Our commitment to keeping up with modern technology whilst maintaining high standards of service enables us to focus on those who matter the most - you the customer.

We provide a range of high quality steel products and services, all backed up by our efficient store personnel, guaranteeing on-time delivery throughout Australia.





# Total Steel

total quality total service **Total Steel**

## **How to contact us**

Office open from 7am – 6pm Monday to Friday.

For prompt service & or quotations please contact one of our sales staff on details listed below.

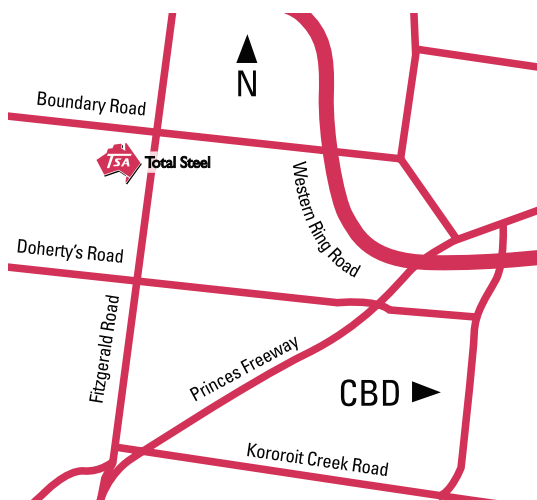
### **Melbourne Branch**

207-211 Fitzgerald Road  
Laverton North Vic 3026

**P:** (03) 9369 8855

**F:** (03) 9369 8866

**E:** melbourne@totalsteel.com.au



## **Interstate Branches**

### **Sydney Branch**

46 Anzac Ave  
Smeaton Grange NSW 2567

**P:** (02) 4648 8111

**F:** (02) 4647 8011

**E:** sydney@totalsteel.com.au

### **Brisbane Branch**

106 Mica Street  
Carole Park Queensland 4300

**P:** (07) 3723 9200

**F:** (07) 3271 1699

**E:** brisbane@totalsteel.com.au

### **Perth Branch**

53-75 McDowell Street  
Welshpool WA 6106

**P:** (08) 9351 6800

**F:** (08) 9351 6868

**E:** perth@totalsteel.com.au

### **Darwin Branch**

48 Dawson Street  
East Arm NT 0822

**P:** (08) 8984 4324

**F:** (08) 8947 4615

**E:** darwin@totalsteel.com.au

**[www.totalsteel.com.au](http://www.totalsteel.com.au)**